

Relm Holdings, Inc.

SYMBOL : RELM

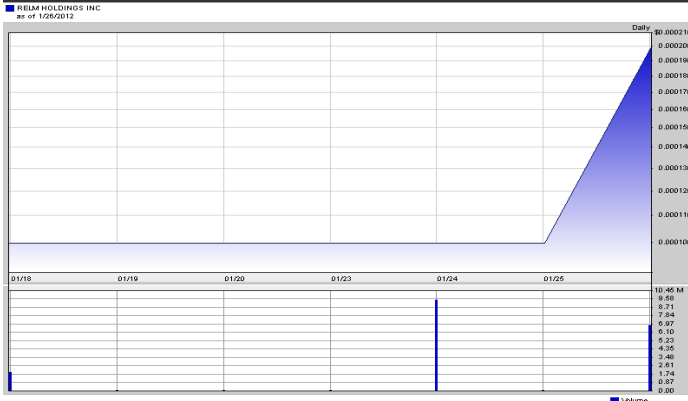
PIGGYBACK QUALIFIED : Yes

P.O. Box 270
Wilmington, DE 19899

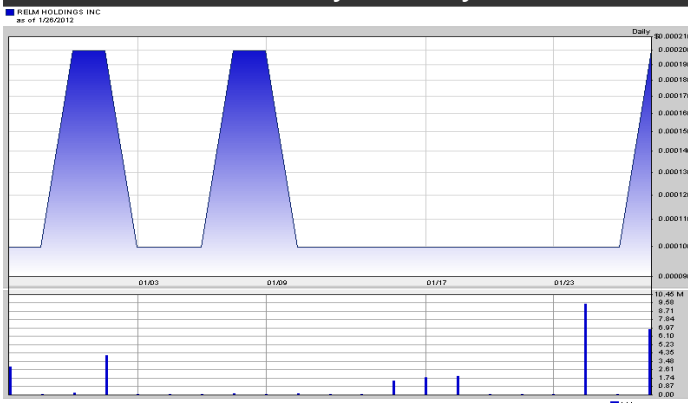
SHARES OUTSTANDING : 1,307,010,410



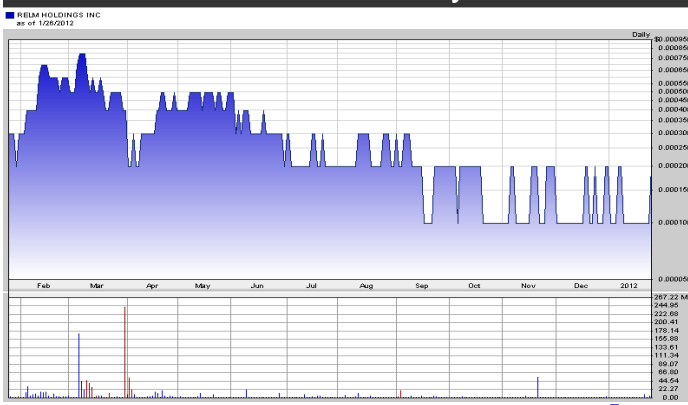
Weekly Activity



Monthly Activity



1 Year Activity



52 Week High Sale (3/9/11) - 0.0009

52 Week Low Sale (7/26/11) - 0.0001

Weekly Data

Last Sale: 0.0002 (Thur.)	Change: -				
High: 0.0002 (Thur.)	Low: 0.0001 (Tues.)				
Volume: 16,355,553	Avg. Volume: 3,271,110				
	Monday 1/23/12	Tuesday 1/24/12	Wednesday 1/25/12	Thursday 1/26/12	Friday 1/27/12
Clos. Bid	-	-	-	-	-
Clos. Ask	0.0001	0.0001	0.0001	0.0002	0.0002
High	-	0.0001	-	0.0002	-
Low	-	0.0001	-	0.0001	-
Last Sale	-	0.0001	-	0.0002	-
Volume		9,499,998		6,855,555	
\$ Volume		950		1,371	
Reg Sho	No	No	No	No	No

Quarterly Data

	Qtr 1 2012 1/1/12-3/31/12	Qtr 2 2011 4/1/11-6/30/11	Qtr 3 2011 7/1/11-9/30/11	Qtr 4 2011 10/1/11-12/31/11
Closing Bid	-	0.0002 6/30/11	0.0001 9/30/11	0.0001 12/30/11
High Bid	0.0001 1/3/12	0.0004 4/21/11	0.0002 7/1/11	0.0001 10/3/11
Low Bid	0.0001 1/3/12	0.0002 4/4/11	0.0001 7/20/11	0.0001 10/3/11
High	0.0002 1/6/12	0.0006 4/29/11	0.0003 7/1/11	0.0003 10/3/11
Low	0.0001 1/3/12	0.0002 4/4/11	0.0001 7/26/11	0.0001 10/6/11
Last Sale	0.0002 1/26/12	0.0002 6/30/11	0.0002 9/26/11	0.0002 12/30/11

Relm Holdings, Inc.

SYMBOL : RELM

PIGGYBACK QUALIFIED : Yes

P.O. Box 270
Wilmington, DE 19899

SHARES OUTSTANDING : 1,307,010,410



Market Makers

MMID	Market Maker	Address
CANT	Cantor Fitzgerald & Co.	39 Ave of the Commons, Suite 205, Shrewsbury, NJ 07702
ETMM	E*Trade Capital Markets, LLC	One Financial Place, 440 S. La Salle St., Suite 3030, Chicago, IL
NITE	Knight Equity Markets, LP	545 Washington Blvd., Jersey City, NJ 07310
MAXM	Maxim Group LLC	405 Lexington Ave., 2nd Fl., New York, NY 10174
HDSN	Rodman & Renshaw, LLC	111 Town Square Place, 15th FL., Jersey City, NJ 07310
VERT	The Vertical Group Inc.	417 Fifth Ave., 6th Fl., New York, NY 10016
UBSS	UBS Securities, LLC	677 Washington Blvd., 6th Fl., Stamford, CT 06901-0305
VFIN	vFinance Investments	1200 N Federal Highway, Suite, Boca Raton, FL 33432

Short Interest

Date	Short Interest	% Change	Avg. Daily Share Volume	Days to Cover	Split
12/30/11	0	-100.0	1,050,338	0.0	No
12/15/11	1,100,000	100.0	470,181	2.34	No
10/31/11	0	-100.0	275,303	0.0	No
10/14/11	950,000	100.0	827,000	1.15	No
9/30/11	0	-100.0	1,700,080	0.0	No
9/15/11	245,000	100.0	3,543,905	1.0	No