

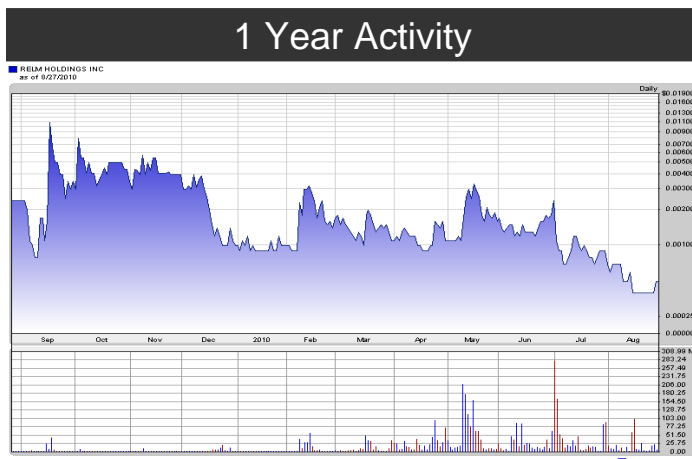
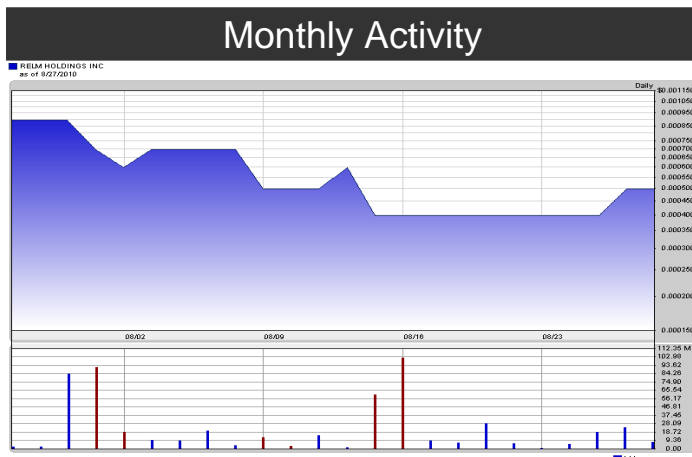
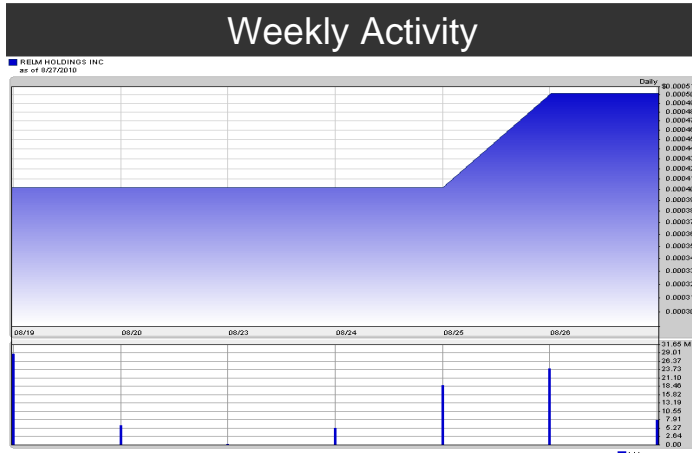
Relm Holdings, Inc.

SYMBOL : RELM
PIGGYBACK QUALIFIED : Yes

P.O. Box 270
Wilmington, DE 19899

SHARES OUTSTANDING : 650,010,410

STOP Pink Sheets
No Information



52 Week High Sale (9/18/09) - 0.0180
52 Week Low Sale (8/16/10) - 0.0002

Weekly Data					
Last Sale:	0.0005 (Fri.)		Change: 0.0001 (25.00%)		
High:	0.0005 (Thur.)		Low: 0.0003 (Tues.)		
Volume:	56,904,993		Avg. Volume: 11,380,998		
	Monday	Tuesday	Wednesday	Thursday	Friday
	8/23/10	8/24/10	8/25/10	8/26/10	8/27/10
Clos. Bid	0.0003	0.0003	0.0003	0.0004	0.0003
Clos. Ask	0.0004	0.0004	0.0004	0.0005	0.0004
High	0.0004	0.0004	0.0004	0.0005	0.0005
Low	0.0004	0.0003	0.0003	0.0003	0.0003
Last Sale	0.0004	0.0004	0.0004	0.0005	0.0005
Volume	400,000	5,374,150	18,949,999	24,172,778	8,008,066
\$ Volume	160	2,150	7,580	12,086	4,004
Reg Sho	No	No	No	No	No

Quarterly Data				
	Qtr 1 2010	Qtr 2 2010	Qtr 3 2010	Qtr 4 2009
	1/1/10-3/31/10	4/1/10-6/30/10	7/1/10-9/30/10	10/1/09-12/31/09
Closing Bid	0.0010 3/31/10	0.0023 6/30/10	0.0003 8/27/10	0.0010 12/31/09
High Bid	0.0031 2/12/10	0.0033 5/17/10	0.0012 7/14/10	0.0060 10/5/09
Low Bid	0.0009 1/5/10	0.0008 4/19/10	0.0003 8/13/10	0.0009 12/24/09
High	0.0058 2/12/10	0.0043 5/17/10	0.0031 7/1/10	0.0130 10/5/09
Low	0.0007 1/5/10	0.0008 4/16/10	0.0002 8/16/10	0.0007 12/28/09
Last Sale	0.0011 3/31/10	0.0024 6/30/10	0.0005 8/27/10	0.0010 12/31/09

Relm Holdings, Inc.

SYMBOL : RELM
PIGGYBACK QUALIFIED : Yes

P.O. Box 270
Wilmington, DE 19899

SHARES OUTSTANDING : 650,010,410



Market Makers

MMID	Market Maker	Address
DOMS	Domestic Securities, Inc.	160 Summit Ave., Montvale, NJ 07645
ETMM	E*Trade Capital Markets, LLC	One Financial Place, 440 S. La Salle St., Suite 3030, Chicago, IL
HDSN	Hudson Securities, Inc	111 Town Square Place, 15th FL., Jersey City, NJ 07310
JPMS	J P Morgan Securities Inc.	One Bush St., 16th Fl., San Francisco, CA 94104
NITE	Knight Equity Markets, LP	545 Washington Blvd., Jersey City, NJ 07310
LAMP	Lampost Capital LC	7777 W. Glades Rd., Suite 213, Boca Raton, FL 33434
MAXM	Maxim Group LLC	405 Lexington Ave., 2nd Fl., New York, NY 10174
VERT	The Vertical Group Inc.	417 Fifth Ave., 6th Fl., New York, NY 10016
UBSS	UBS Securities, LLC	677 Washington Blvd., 6th Fl., Stamford, CT 06901-0305
VFIN	vFinance Investments	1200 N Federal Highway, Suite, Boca Raton, FL 33432

Short Interest

Date	Short Interest	% Change	Avg. Daily Share Volume	Days to Cover	Split
8/13/10	92	100.0	15,846,597	1.0	No
7/30/10	0	-100.0	24,384,063	0.0	No
7/15/10	87,372	-92.47	69,867,367	1.0	No
6/30/10	1,160,765	1014.25	21,687,071	1.0	No
6/15/10	104,175	59.14	32,653,800	1.0	No
5/28/10	65,460	1422.33	38,619,568	1.0	No